

Drum score



The Rolling Stones  
**Gimme Shelter**

*(Studio-Version)*

Transkription: Horst Radtke

# Gimme Shelter

(Studio-Version)

Db-Dur


♩ = 118

Transkription: Horst Radtke

The Rolling Stones

Drums: Charlie Watts


## Guitar intro



4/4

Two staves of guitar notation. The first staff shows a series of rests followed by two eighth notes on the second and third strings. The second staff shows a series of rests followed by two eighth notes on the second and third strings.


## Intro Merry Clayton



5

Ooooooh


Four staves of notation. The top staff is a guitar part with a repeating eighth-note pattern. The bottom staff is a vocal line with a long note labeled 'Ooooooh'.



9

Ooooooh

Four staves of notation. The top staff is a guitar part with a repeating eighth-note pattern. The bottom staff is a vocal line with a long note labeled 'Ooooooh'.

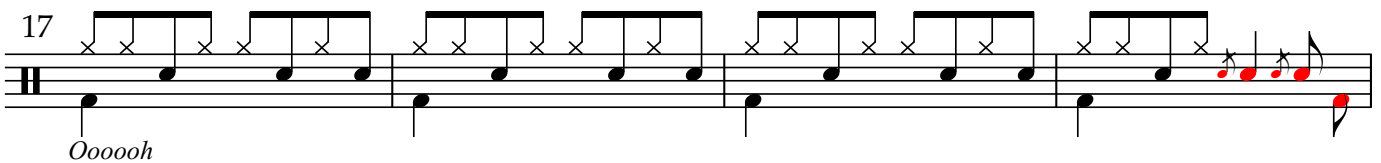


13

Ooooooh

Four staves of notation. The top staff is a guitar part with a repeating eighth-note pattern. The bottom staff is a vocal line with a long note labeled 'Ooooooh'.

## Piano Nicky Hopkins

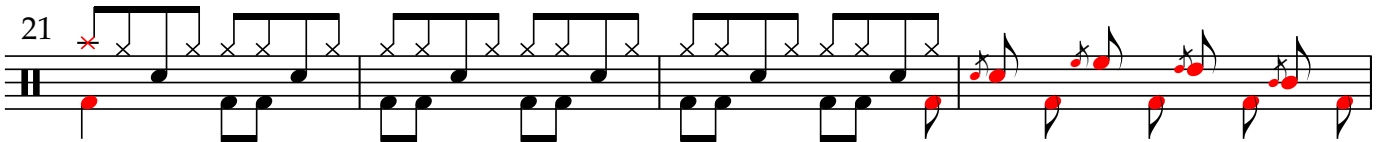


17

Ooooooh

Four staves of notation. The top staff is a piano part with a repeating eighth-note pattern. The bottom staff is a vocal line with a long note labeled 'Ooooooh'.


## Groove



21

Four staves of notation. The top staff is a guitar part with a repeating eighth-note pattern. The bottom staff is a piano part with a repeating eighth-note pattern.

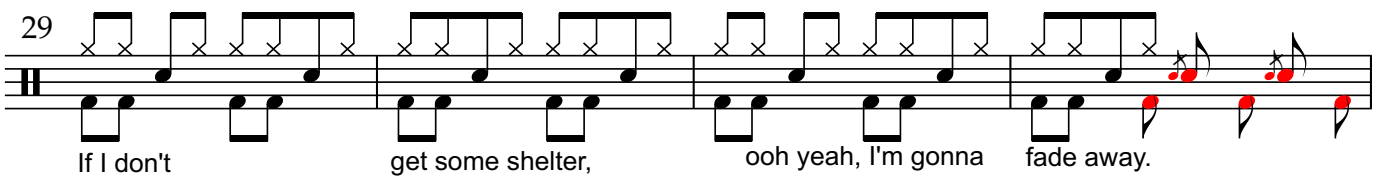
## Verse Mick Jagger



25

Ooh, a storm is threat'ning my very life today.

Four staves of notation. The top staff is a guitar part with a repeating eighth-note pattern. The bottom staff is a vocal line with lyrics: 'Ooh, a storm is threat'ning my very life today.'





29

If I don't get some shelter, ooh yeah, I'm gonna fade away.

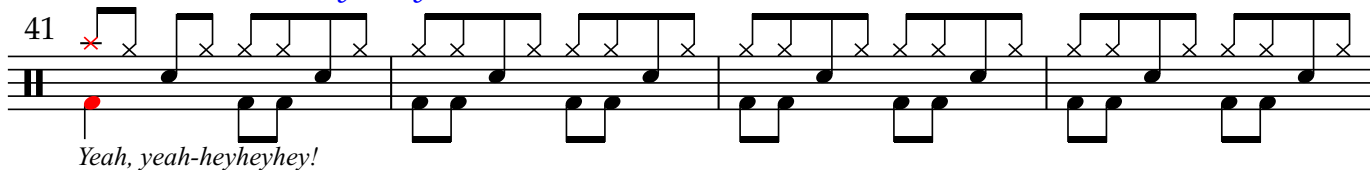
Four staves of notation. The top staff is a guitar part with a repeating eighth-note pattern. The bottom staff is a vocal line with lyrics: 'If I don't get some shelter, ooh yeah, I'm gonna fade away.'

*Chorus Mick Jagger and Merry Clayton*


33  *War children, it's just a shot away, it's just a shot away.*

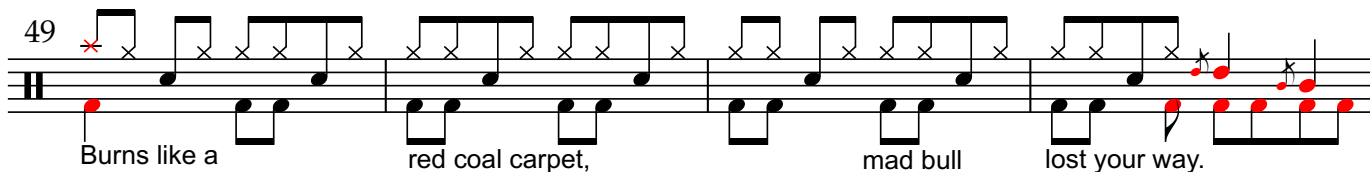
37  *War children, it's just a shot away, it's just a shot away.*

*Post-Chorus Merry Clayton*


41  *Yeah, yeah-heyheyhey!*


*Verse Jagger/Clayton*

45  *Ooh, see the fire is sweeping our very street today.*

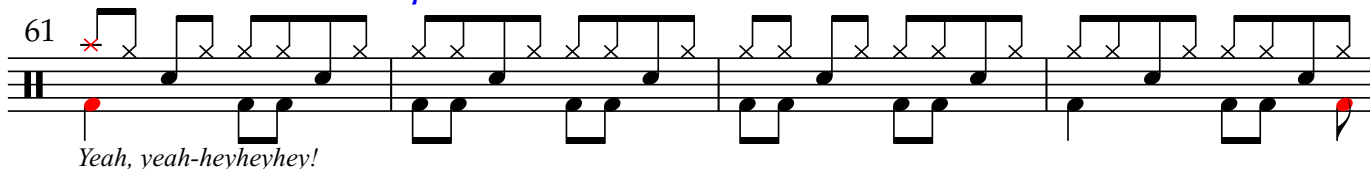
49  *Burns like a red coal carpet, mad bull lost your way.*


*Chorus Jagger/Clayton*

53  *War children, it's just a shot away, it's just a shot away.*

57  *War children, it's just a shot away, it's just a shot away.*

*Interlude (Guitar & Harp)*

61  *Yeah, yeah-heyheyhey!*

65 

*Guitar Solo*

69

*Guitar & Piano*

73

77

*Bridge Merry Clayton*

81

Rape, murder it's just a shot away, it's just a shot away.

85

Rape, murder it's just a shot away, it's just a shot away.

89

Rape, murder it's just a shot away, it's just a shot away.

*Post-Chorus Merry Clayton*

93

Yeah, yeah-heyheyhey!

*Verse Jagger/Clayton*

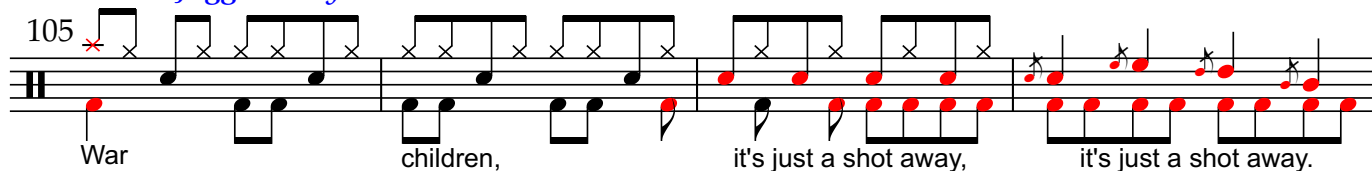
97


Mmm, the floods is threat'ning my very life today.

101

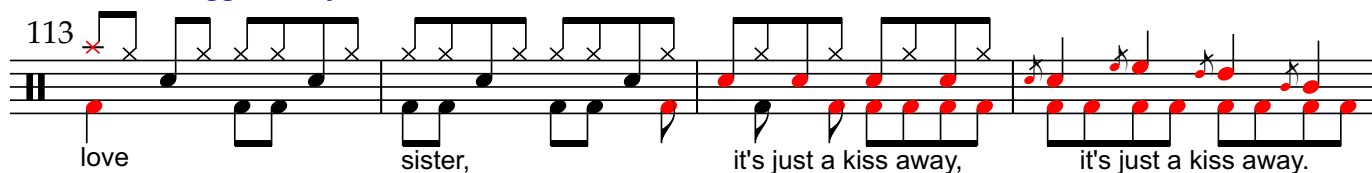
Gimme, gimme shelter or I'm going to fade away.

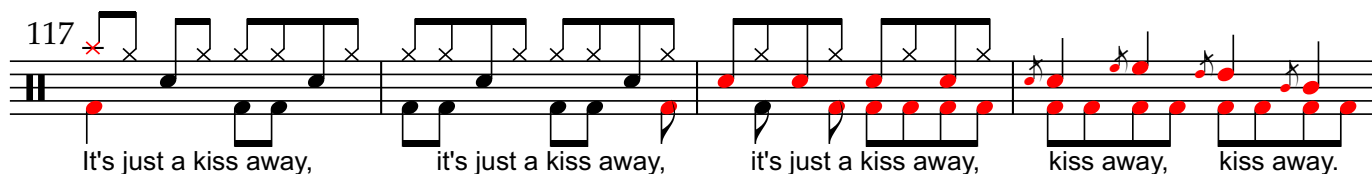
*Chorus Jagger/Clayton*

105 \*    
 War children, it's just a shot away, it's just a shot away.

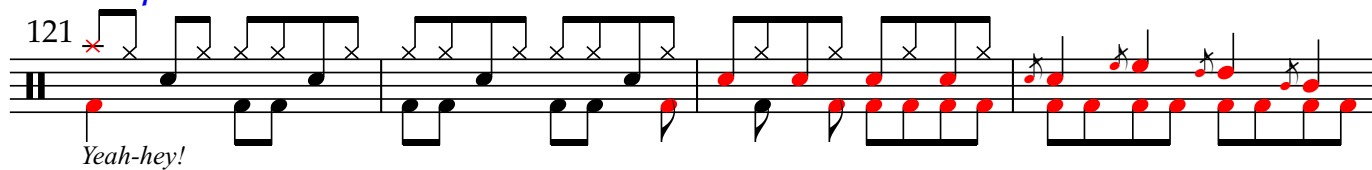
109 \*    
 it's just a shot away, it's just a shot away, it's just a shot away, *it's just a shot away.* I tell you

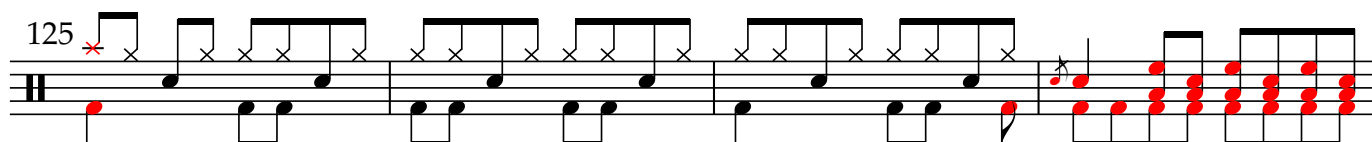
*Outro Jagger/Clayton*


113 \*    
 love sister, it's just a kiss away, it's just a kiss away.

117 \*    
 It's just a kiss away, it's just a kiss away, it's just a kiss away, kiss away, kiss away.

*Harp outro*

121 \*    
 Yeah-hey!

125 \* 

129 \*  *Schluss*

# Notation & Besonderheiten

## Notation

**BD** = Kickdrum (Bass-Drum)  
**SN** = Snare (Leises SN-Antippen)  
**Ghost-Note** (Leises SN-Antippen)  
**Flam** (Schlag mit kurzem Vorschlag)  
**HH** = HiHat geschlossen  
**HT** = High-Tom  
**MT** = Mid-Tom  
**LT/FT** = Low Tom/ Floor Tom

## A Grooves

**Intro-Groove**      **Song-Groove**

## B Breaks (Fills)

**1/2taktiger Flam-Break mit unterschiedlicher Bassdrum**

**Ganztaktiger Flam-Break mit unterschiedlicher Bassdrum**

**2taktig kombinierter Snare- / Flam-Break**

**1/2taktiger Tom-Break**      **Ganztaktige Tom-Breaks**

## C Besonderer HiHat-Stil von Charlie Watts

Charlie Watts setzte bei der Snare die HiHat aus.

## Ghost-Notes

Charlie Watts spielt Ghost-Notes im Song unterschiedlich nach Belieben. In der Partitur sind sie daher lediglich in den Takten 25 - 27 erwähnend notiert.